

# Quick Guide My Industry Training Commitments App

This app provides information on Industry Training Organisation (ITO) supplied commitments (both mix of provision and performance).

## Examples of what you can discover

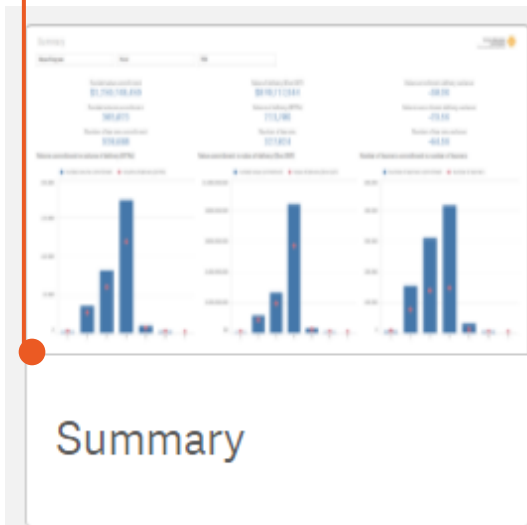
- See trends of commitments over time.
- Compare current and previous commitments to actual delivery/performance.

## Things to note

- Delivery information is visible where no MoP commitments exist, but actual performance indicators are only available where performance commitments exist.
- Performance commitments are only available at individual ITO level and can't be aggregated to the sector level.

## Information provided by each sheet

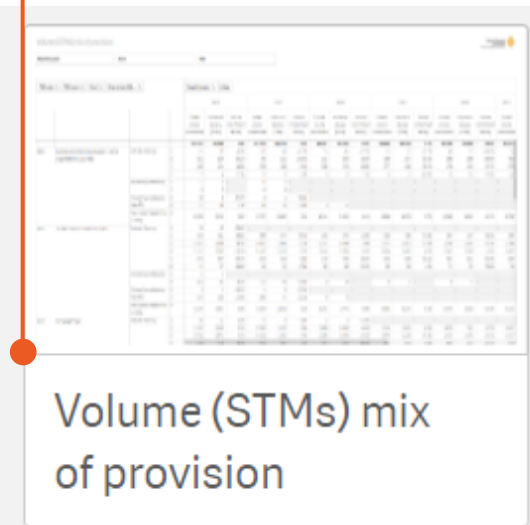
Overall summary of commitments and actual delivery.



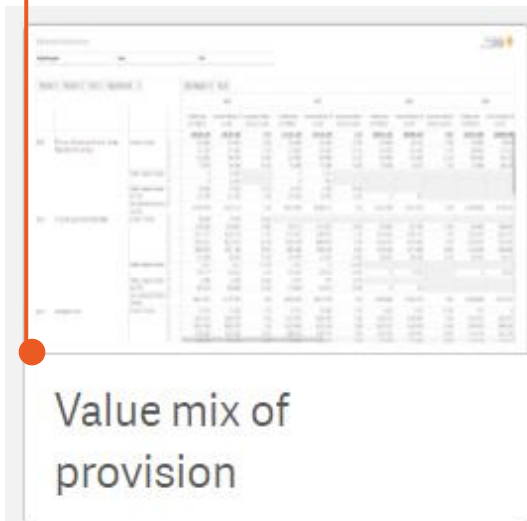
Mix of provision (commitments and actual delivery) over time.



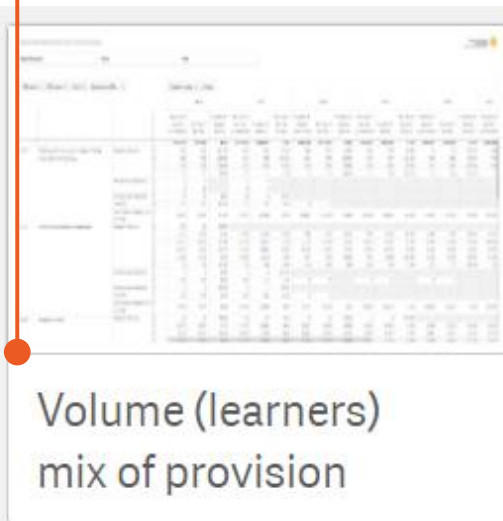
Mix of provision and volume of delivery (STMs) by TEO, fund and programme NZQF level.



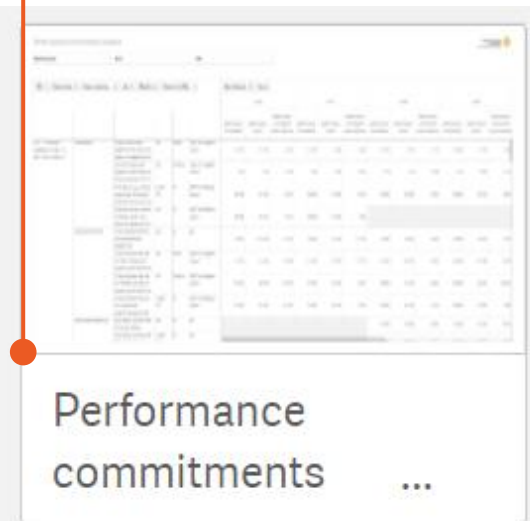
Mix of provision and value of delivery by TEO, fund and programme NZQF level.



Mix of provision and volume of delivery (learners) by TEO, fund and programme NZQF level.



Performance commitments and performance indicators with variance.



## Data Definitions

Take a look at the data definitions sheet in the app for more information on the following fields:

- Fund
- Mix of provision
- Number of learners
- Performance commitment
- Programme NZQF level
- Reporting year
- Value of delivery (\$ ex GST)
- Volume of delivery (STMs)

For support contact TEC Customer Contact: phone 0800 601 301 or email: [customerservice@tec.govt.nz](mailto:customerservice@tec.govt.nz)



We ensure New Zealand's future success.