

Quick Guide My Provision - UFS App

This app uses data from Industry Training Register (ITR) and Single Data Return (SDR). It shows the delivery information from year 2023 onwards of an individual organisation for Unified Funding System (UFS). It is intended for TEOs that submit data via both the Single Data Return (SDR) and the Industry Training Register (ITR).

Examples of what you can discover

- Trends in delivery (Learners, EFTLS and Value of Delivery) from 2023 onwards
- Delivery by region, training agreement type and mode of delivery
- Delivery by Programmes / qualifications, NZSCED and subject categories
- Demographics of learners and their trends over time
- A number of UFS specific filters are available for common data collected across both SDR and ITR such as training agreement type, mode of delivery and subject category

Things to note

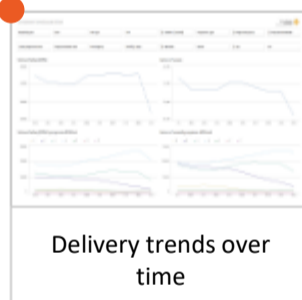
- The data in this app is only refreshed three times a year, once at the end of each SDR cycle. For information about when the data in this app was last refreshed, refer to "Data last loaded" property of the app.
- Enrolment data is from 2023 onward, pre-2023 data can be found in the respective My Provision - SDR or My Provision - ITR apps.
- Only course enrolments belonging to Delivery component Level 3-7 (non-degree) is included from the SDR submissions.
- You can pan (traverse) and zoom in and out of the maps used in this app.
- If a learner has two or more ethnicities identified, they will be counted in each ethnicity. This means the total count by individual ethnicity may be greater than the total number of learners shown.
- NZSCED, region, ethnicity and age band make use of hierarchies. Selecting the top level of one of these filters makes available the next level of the hierarchy.
- We use full count for reported iwi affiliations, meaning if a learner reports two or more iwi affiliations, they will be counted once in each iwi: therefore, the total count by individual iwi may be greater than the total number of learners shown.

Information provided by each sheet

Overall summary of UFS delivery data.



Volume of delivery and number of learners over time.



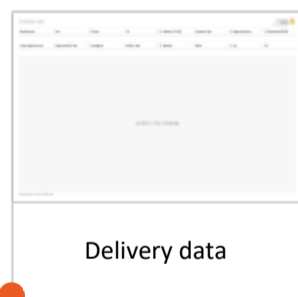
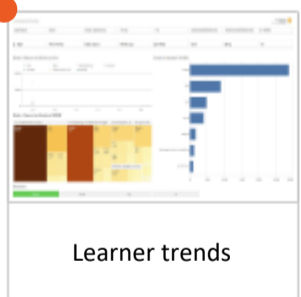
Volume of delivery information by region and territorial authority.




Volume of delivery (EFTLs), value of delivery (\$ ex GST) and number of learners by programme/qualification, NZSCED, mode of delivery, subject category and training agreement type.



Learner trends by ethnicity, gender, age and iwi.



Individual NSN delivery data.



This sheet provides you with the UFS subject category that the TEC has assigned to your ITR Programmes. If the programme is not showing, it is because the TEC is working to assign the funding rate.

Data Definitions

Take a look at the data definitions sheet in the app for more information on the following fields:

- Mode of delivery
- NZSCED
- Region
- Training agreement type
- Number of learners
- Programme/qualification name
- Source
- Value of delivery (\$ ex GST)
- NZQCF level
- Programme/qualification type
- Subject category
- Volume of delivery (EFTLs)

For support contact TEC Customer Contact: phone 0800 601 301 or email: customerservice@tec.govt.nz



We ensure New Zealand's future success.