

Wānanga

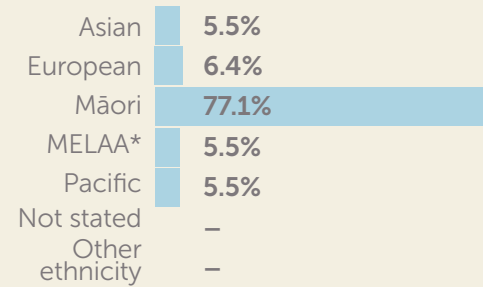
Overview of the sector

Two wānanga participated in 2018 compared with one in 2012.

Overall, the total number of researcher EPs awarded funded Quality Categories has increased between 2012 and 2018. Most of the growth has been in the C(NE) Quality Category, up from 1.00 in 2012 to 11.00 in 2018. The number of EPs awarded B and C Quality Categories also increased, up 33.3% and 204.7%, respectively.

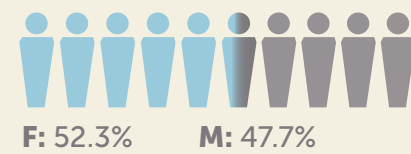
While these increases reflect a relatively small number of EPs awarded funded Quality Categories, it is an important indicator of a growing research culture.

Ethnicity




*Middle Eastern, Latin American, and African.

Gender



Employment



*Defined as staff who are less than 1 FTE.

Age range



Age is calculated as the difference between birth date and 1 July 2018.

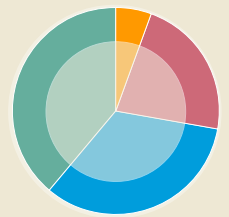


The wānanga subsector received **0.2%** of the total indicative funding available for the PBRF. In 2019, this equates to **\$695,208**.

This funding amount is determined by the TEO's performance, and its performance relative to other TEOs, in the three components of the PBRF:

- the Quality Evaluation
- Research Degree Completion
- External Research Income.

36 TEOs participated in the PBRF 2018 Quality Evaluation



- 2 wānanga
- 8 universities
- 12 PTEs
- 14 ITPs

Two wānanga participated:

- Te Wānanga o Aotearoa
- Te Whare Wānanga o Awanuiārangi.

TEOs have a range of important roles and purposes, including research, teaching and service to the community.

The type and focus of a TEO may impact on the number of PBRF-eligible staff and funded Quality Categories.

The results of PBRF Quality Evaluations reflect that many non-university TEOs actively support a research culture and contribute quality outputs to the research environment.

PBRF total funding

- 55% Quality Evaluation
- 25% Research Degree Completion
- 20% External Research Income

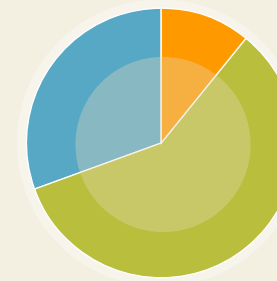
Wānanga received funded Quality Categories across **7 panels**

New and emerging researchers (NE) represent

30.3%

within the wānanga subsector

Total funded Quality Categories



- Staff awarded **B: 11.0%**
- Staff awarded **C: 58.7%**
- Staff awarded **C(NE): 30.3%**

Total funded Quality Categories assigned to EPs of

36.33
PBRF-eligible staff

The two panels with the largest number of funded Quality Categories



Māori Knowledge & Development
(27.33 PBRF-eligible staff)



Education
(3.00 PBRF-eligible staff)

Quality Category A – peer recognition for their research at a world-class level
Quality Category B – peer recognition for their research at a national level
Quality Category C – peer recognition for their research and indicates a contribution to the research environment within their organisation or the wider community
Quality Category C(NE) – contains evidence of quality-assured research outputs produced, but may have limited or no research-related activity in the research contribution component (can be awarded to new and emerging (NE) researchers).

Wānanga

Funded Quality Category results by panel



Creative & Performing Arts




B 50.0% **C(NE) 50.0%**

Total Quality Categories assigned to EPs of **2.00**
PBRF-eligible staff



Education




C 66.6% **C(NE) 33.3%**

Total Quality Categories assigned to EPs of **3.00**
PBRF-eligible staff



Health




C 100.0%

Total Quality Categories assigned to EPs of **1.00**
PBRF-eligible staff



Māori Knowledge & Development



B 11.0% **C 59.8%** **C(NE) 29.3%**

Total Quality Categories assigned to EPs of **27.33**
PBRF-eligible staff



Medicine & Public Health



C 100.0%

Total Quality Categories assigned to EPs of **1.00**
PBRF-eligible staff



Pacific Research



C(NE) 100.0%

Total Quality Categories assigned to EPs of **1.00**
PBRF-eligible staff



Social Sciences & Other Cultural/Social Studies



C 100.0%

Total Quality Categories assigned to EPs of **1.00**
PBRF-eligible staff

Notes:

- 1) Staff numbers reflect FTE-weighted staff.
- 2) Percentages for Quality Categories have been rounded to one decimal place.
- 3) Only panels that received funded Quality Categories for wānanga are listed. Because there are only two participating TEOs in this subsector, we have not provided subject area results. As noted in the PBRF Guidelines: "subject area results at a TEO level will have a 7.0 FTE threshold applied".