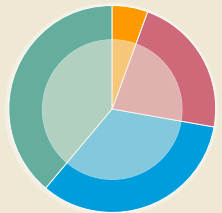


# Private Training Establishments

The Performance-Based Research Fund (PBRF) encourages and rewards the breadth and diversity of research excellence and its role in supporting and developing New Zealand and our tertiary education sector. The PBRF Quality Evaluation is an assessment of the research performance of staff through Evidence Portfolios (EPs) at participating tertiary education organisations and is the major component of the PBRF. The PBRF was established to increase the average quality of research and ensure that research continues to support degree and postgraduate teaching.

## 36 TEOs participated in the PBRF 2018 Quality Evaluation



2 wānanga  
8 universities  
12 PTEs  
14 ITPs

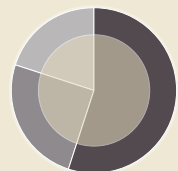
### 12 participating PTEs:

- Auckland Institute of Studies
- Bethlehem Tertiary Institute
- Carey Baptist College
- Good Shepherd College – Te Heparā Pai
- ICL Business School
- IPU New Zealand
- Laidlaw College Incorporated
- Media Design School
- New Zealand College of Chiropractic
- New Zealand Tertiary College
- Toi Whakaari: New Zealand Drama School
- Whitecliffe College of Arts and Design

TEOs have a range of important roles and purposes, including research, teaching and service to the community.

The type and focus of a TEO may impact on the number of PBRF-eligible staff and funded Quality Categories.

The results of PBRF Quality Evaluations reflect that many non-university TEOs actively support a research culture and contribute quality outputs to the research environment.



**PBRF total funding**  
55% Quality Evaluation  
25% Research Degree Completion  
20% External Research Income

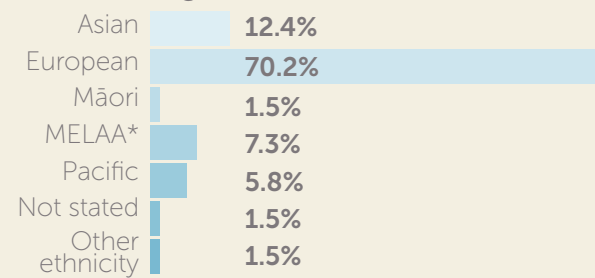
## Overview of the sector

The number of PTEs that participated in 2018 increased compared with 2012, up from eight in 2012 to 12 in 2018.

The number of EPs awarded funded Quality Categories has increased over each Quality Evaluation. Most of the growth has been in EPs awarded B or C(NE) Quality Categories between 2012 and 2018, a 320.0% and a 115.6% increase, respectively. The distribution of B and C(NE) Quality Categories suggests an existing cohort of researchers balanced with new and emerging researchers.

There was also a more modest increase in the C Quality Category, up 37.4%.

### Ethnicity




\*Middle Eastern, Latin American, and African.

### Gender



F: 45.1% M: 54.9%

### Employment



Full-time 88.6% Part-time\* 11.4%

\*Defined as staff who are less than 1 FTE.

### Age range

28 → 78 years

Age is calculated as the difference between birth date and 1 July 2018.

PTEs received funded Quality Categories across

9 panels

New and emerging researchers (NE) represent

28.1% within the PTE subsector

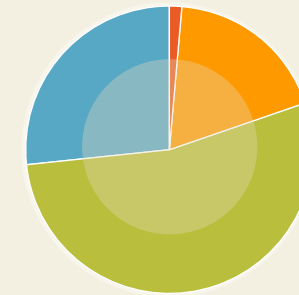


The PTE subsector received **0.3%** of the total indicative funding available for the PBRF. In 2019, this equates to **\$1,132,426**.

This funding amount is determined by the TEO's performance, and its performance relative to other TEOs, in the three components of the PBRF:

- the Quality Evaluation
- Research Degree Completion
- External Research Income.

## Total funded Quality Categories



Staff awarded **A: 1.5%**  
Staff awarded **B: 18.3%**  
Staff awarded **C: 53.6%**  
Staff awarded **C(NE): 26.6%**

Quality Category A – peer recognition for their research at a world-class level  
Quality Category B – peer recognition for their research at a national level

Quality Category C – peer recognition for their research and indicates a contribution to the research environment within their organisation or the wider community

Quality Category C(NE) – contains evidence of quality-assured research outputs produced, but may have limited or no research-related activity in the research contribution component (can be awarded to new and emerging (NE) researchers).

Total funded Quality Categories assigned to EPs of **68.88** PBRF-eligible staff

Panels with the largest number of funded Quality Categories



**Creative & Performing Arts**  
(19.05 PBRF-eligible staff)

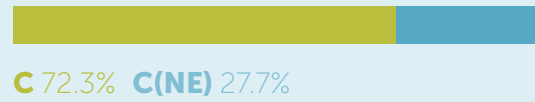


**Humanities & Law**  
(18.60 PBRF-eligible staff)

# Private Training Establishments

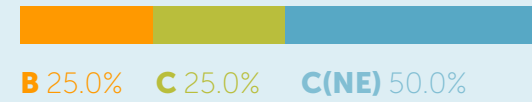
## Funded Quality Category results by panel and subject area

### Education



Total Quality Categories assigned to EPs of **5.53** PBRF-eligible staff

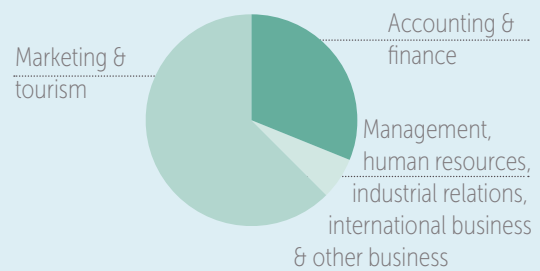
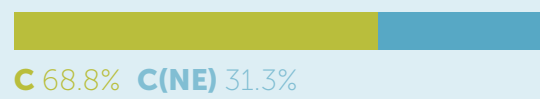
### Pacific Research



Total Quality Categories assigned to EPs of **4.00** PBRF-eligible staff

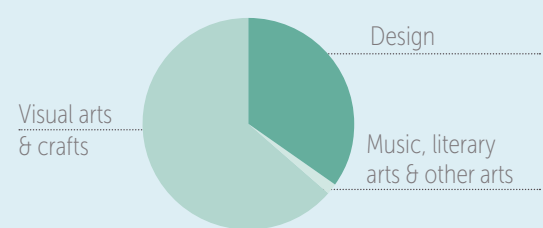
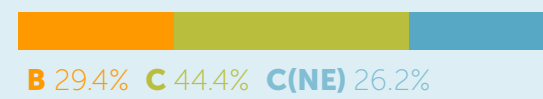
The Education and Pacific Research panels do not have additional subject areas.

### Business & Economics



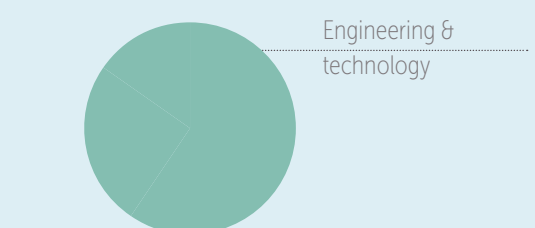
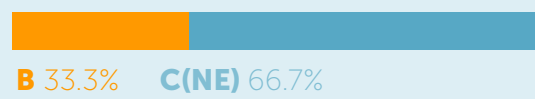
Total Quality Categories assigned to EPs of **3.20** PBRF-eligible staff

### Creative & Performing Arts



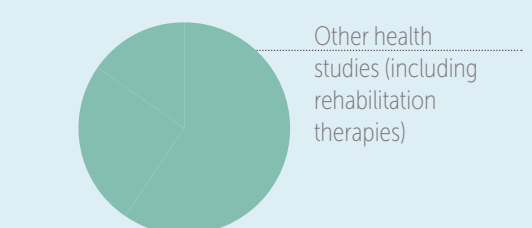
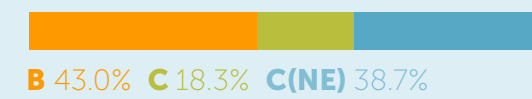
Total Quality Categories assigned to EPs of **19.05** PBRF-eligible staff

### Engineering, Technology & Architecture



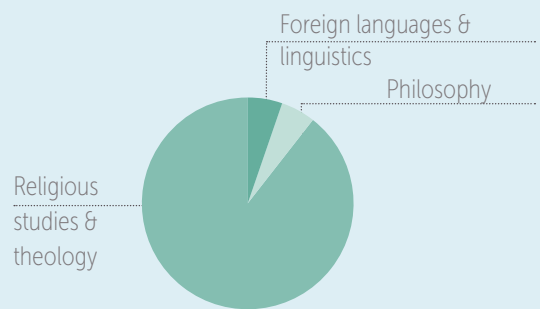

Total Quality Categories assigned to EPs of **3.00** PBRF-eligible staff

### Health




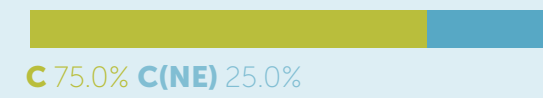
Total Quality Categories assigned to EPs of **4.65** PBRF-eligible staff

### Humanities & Law



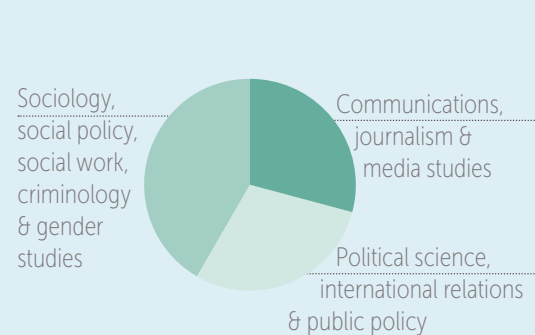
Total Quality Categories assigned to EPs of **18.60** PBRF-eligible staff

### Mathematical & Information Sciences & Technology



Total Quality Categories assigned to EPs of **4.00** PBRF-eligible staff

### Social Sciences & Other Cultural/Social Studies



Total Quality Categories assigned to EPs of **6.85** PBRF-eligible staff

Notes: 1) Staff numbers reflect FTE-weighted staff. 2) Percentages for Quality Categories have been rounded to one decimal place. 3) Only panels and subject areas where PTEs received funded Quality Categories are listed.